



AUDJPY

DAILY SNAPSHOT

09.11.2015



DAILY FILTER		✓
DAILY AVERAGES	✓	
DAILY MOMENTUM	✓	
WEEKLY FILTER		✓
WEEKLY AVERAGES		✓
WEEKLY MOMENTUM		✓
FAMC TREND	✓	
FAMC SHORT-CYCLE	✓	
FAMC LONG-CYCLE		✓
FAMC VOLATILITY		



4	5

© TradeStation



AUDNZD

DAILY SNAPSHOT

09.11.2015



		BEAR	REVERSE	PRICE	REVERSE	BULL
DAILY FILTER				AUDNZD - Daily FOREX L=1.07578 -0.00308 -0.29		
DAILY AVERAGES	✓					
DAILY MOMENTUM	✓					
WEEKLY FILTER	✓					
WEEKLY AVERAGES						
WEEKLY MOMENTUM						
FAMC TREND						
FAMC SHORT-CYCLE	✓					
FAMC LONG-CYCLE						
FAMC VOLATILITY						
		4	5	DAILY TREND ODDS		

© TradeStation



AUDUSD

DAILY SNAPSHOT

09.11.2015



		BEAR	REVERSE	PRICE	REVERSE	BULL
DAILY FILTER						✓
DAILY AVERAGES						✓
DAILY MOMENTUM						✓
WEEKLY FILTER						✓
WEEKLY AVERAGES	✓					
WEEKLY MOMENTUM	✓					
FAMC TREND						✓
FAMC SHORT-CYCLE						✓
FAMC LONG-CYCLE						✓
FAMC VOLATILITY						✓
		2	8			

AUDUSD - Daily FOREX L=0.70484 0.00058 0.08%

0.74000
0.73000
0.72230
0.72000
0.71000
0.70484
0.70216
0.70000

9.00
8.00
7.00
5.00
3.00
2.00
1.00

Oct

DAILY TREND ODDS

© TradeStation





EURCAD

DAILY SNAPSHOT

09.11.2015



DAILY FILTER		✓
DAILY AVERAGES		✓
DAILY MOMENTUM		✓
WEEKLY FILTER	✓	
WEEKLY AVERAGES		✓
WEEKLY MOMENTUM		✓
FAMC TREND		✓
FAMC SHORT-CYCLE		✓
FAMC LONG-CYCLE		✓
FAMC VOLATILITY		✓
	1	9
		



© TradeStation



EURGBP

DAILY SNAPSHOT

09.11.2015



DAILY FILTER		✓
DAILY AVERAGES		✓
DAILY MOMENTUM		✓
WEEKLY FILTER		✓
WEEKLY AVERAGES	✓	
WEEKLY MOMENTUM	✓	
FAMC TREND		✓
FAMC SHORT-CYCLE		✓
FAMC LONG-CYCLE		✓
FAMC VOLATILITY		
	2	7



© TradeStation



EURJPY

DAILY SNAPSHOT

09.11.2015



		BEAR	REVERSE	PRICE	REVERSE	BULL
DAILY FILTER						
DAILY AVERAGES						
DAILY MOMENTUM						
WEEKLY FILTER						
WEEKLY AVERAGES						
WEEKLY MOMENTUM						
FAMC TREND						
FAMC SHORT-CYCLE						
FAMC LONG-CYCLE						
FAMC VOLATILITY						
	<div style="display: flex; justify-content: space-around;"> 0 9 </div>					

© TradeStation





EURUSD

DAILY SNAPSHOT

09.11.2015



DAILY FILTER		✓
DAILY AVERAGES		✓
DAILY MOMENTUM		✓
WEEKLY FILTER		✓
WEEKLY AVERAGES	✓	
WEEKLY MOMENTUM	✓	
FAMC TREND		✓
FAMC SHORT-CYCLE		✓
FAMC LONG-CYCLE		✓
FAMC VOLATILITY		✓
	2	8
		



© TradeStation



GBPCHF

DAILY SNAPSHOT

09.11.2015



DAILY FILTER	✓	
DAILY AVERAGES	✓	
DAILY MOMENTUM	✓	
WEEKLY FILTER	✓	
WEEKLY AVERAGES	✓	
WEEKLY MOMENTUM	✓	
FAMC TREND	✓	
FAMC SHORT-CYCLE	✓	
FAMC LONG-CYCLE	✓	
FAMC VOLATILITY		
	9	0



© TradeStation





GBPJPY

DAILY SNAPSHOT

09.11.2015



DAILY FILTER		✓
DAILY AVERAGES	✓	
DAILY MOMENTUM	✓	
WEEKLY FILTER	✓	
WEEKLY AVERAGES		✓
WEEKLY MOMENTUM		✓
FAMC TREND	✓	
FAMC SHORT-CYCLE	✓	
FAMC LONG-CYCLE		✓
FAMC VOLATILITY		
	5	4
		



© TradeStation



GBPUSD

DAILY SNAPSHOT

09.11.2015



DAILY FILTER	✓
DAILY AVERAGES	✓
DAILY MOMENTUM	✓
WEEKLY FILTER	✓
WEEKLY AVERAGES	✓
WEEKLY MOMENTUM	✓
FAMC TREND	✓
FAMC SHORT-CYCLE	✓
FAMC LONG-CYCLE	✓
FAMC VOLATILITY	✓

0	10



© TradeStation



NZDUSD

DAILY SNAPSHOT

09.11.2015



DAILY FILTER	✓	
DAILY AVERAGES		✓
DAILY MOMENTUM		✓
WEEKLY FILTER		✓
WEEKLY AVERAGES	✓	
WEEKLY MOMENTUM	✓	
FAMC TREND		✓
FAMC SHORT-CYCLE		✓
FAMC LONG-CYCLE	✓	
FAMC VOLATILITY		✓
	4	6



© TradeStation





USDCAD

DAILY SNAPSHOT

09.11.2015



DAILY FILTER	✓	
DAILY AVERAGES	✓	
DAILY MOMENTUM	✓	
WEEKLY FILTER	✓	
WEEKLY AVERAGES		✓
WEEKLY MOMENTUM		✓
FAMC TREND	✓	
FAMC SHORT-CYCLE	✓	
FAMC LONG-CYCLE	✓	
FAMC VOLATILITY	✓	
	8	2
		



© TradeStation





USDCHF

DAILY SNAPSHOT

09.11.2015



DAILY FILTER	✓	
DAILY AVERAGES	✓	
DAILY MOMENTUM	✓	
WEEKLY FILTER	✓	
WEEKLY AVERAGES	✓	
WEEKLY MOMENTUM	✓	
FAMC TREND	✓	
FAMC SHORT-CYCLE	✓	
FAMC LONG-CYCLE	✓	
FAMC VOLATILITY	✓	
	10	0
		



© TradeStation





USDJPY

DAILY SNAPSHOT

09.11.2015



DAILY FILTER	✓	
DAILY AVERAGES	✓	
DAILY MOMENTUM	✓	
WEEKLY FILTER	✓	
WEEKLY AVERAGES		✓
WEEKLY MOMENTUM		✓
FAMC TREND	✓	
FAMC SHORT-CYCLE	✓	
FAMC LONG-CYCLE	✓	
FAMC VOLATILITY	✓	
	8	2
		



© TradeStation



DISCLAIMER

Forex-AnalysisBlog.com is offered on an “as is” basis and without warranty of any kind, either expressed or implied. Furthermore, neither Forex-AnalysisBlog.com or F.A.M.C. Ltd shall be liable for any damages, either directly or indirectly arising out of the use of this Service or any of the publications of F.A.M.C. Ltd. This includes, but is not limited to, loss of business, trading losses, anticipatory profits, accuracy of information, or consequential damages resulting from the use or misuse of the Service.

Service may contain inaccuracies and errors. F.A.M.C. Ltd cannot assume any liability for any errors or omissions therein. It should not be assumed that the methods, techniques or advice presented in Service will be profitable or that they will not result in losses. Trading foreign exchange, options, stocks, futures and/or commodities involves the risk of loss as well as the possibility of profit and is not suitable for all investors. Past performance is not a guarantee of future results. No statement presented in Service or any other correspondence of F.A.M.C. Ltd, shall be considered an inducement to trade or invest in foreign exchange, options, stocks, futures, commodities or securities.

Service is designed to provide information and education with regard to the subject matter covered. It is offered with the understanding that the authors and publishers are not engaged in rendering legal, accounting, or other professional services. If legal advice or other expert assistance is required, the services of a competent professional person should be sought.

Prior to buying or selling foreign exchange currency pair or options, an investor should receive a copy of “Foreign Exchange Risk Trading” and “Characteristics And Risks Standardized Options”. Copies of these types of document are available from your broker.

It is your responsibility to obtain from your foreign exchange, options, stock, commodities or futures broker any risk disclosure documentations required for trading. No statement in this Service should be construed as a recommendation to buy or sell foreign exchange, option(s), future(s), stock(s), a commodity or security.

The material is only provided for paper trading and for educational purposes. The recommendations are for paper trading to develop your skills for real time trading. If you can make profits in paper trading, and wish to trade real time with real money and need assistance, then seek help from a qualified financial advisor. This Service is not financial advice.

The material does not recommend or otherwise imply that any trading position be taken, which is, and only can be initiating trader's and/or investor's decision and responsibility. F.A.M.C. Ltd is not a registered financial advisor - and cannot give such advice. The charts, forecasts and information are for educational purposes to demonstrate the predictive success of this type of market analysis. As such, it is primarily a teaching tool. Any signals given to buy or sell are for demonstration of the method and are not trading instructions or any sort.

If you do not agree to these terms then do not accept and cancel immediately this instruction tool. The author does not take any on responsibility for your trading success or failure. Subscription and/or payment of fees acknowledges that you have accepted and understand these terms. This information is not available free (unless you subscribed to our Newsletter on our blog website). If you have obtained this without payment or without subscribing directly to the Service on Forex-AnalysisBlog.com, you have an illegal copy and are an illegal user. The information on this report is copyright.

Copyright ©2011 by F.A.M.C. Ltd.,

All Rights Reserved.